

# DOPE BAG

Dope Bag is compiled by Staff and Contributing Editors: David Andrews, Hugh C. Birnbaum, Bruce N. Canfield, Russ Carpenter, O. Reid Coffield, William C. Davis, Jr., Pete Dickey, Charles Fagg, Robert W. Hunnicutt, Mark A. Keefe, IV, Angus Laidlaw, Scott E. Mayer, Charles E. Petty, Robert B. Pomeranz, O.D., Jim Supica, Charles R. Suydam, A.W.F. Taylerson and Stanton L. Wormley, Jr.


**CAUTION:** Technical data and information contained herein are intended to provide information based on the limited experience of individuals under specific conditions and circumstances. They do not detail the comprehensive training procedures, techniques and safety precautions absolutely necessary to properly carry on similar activity. Read the notice and disclaimer on the contents page. Always consult comprehensive reference manuals and bulletins for details of proper training requirements, procedures, techniques and safety precautions before attempting any similar activity.

## GOLAN DOUBLE-ACTION PISTOL


**W**HILE some gunmakers are known for innovation, others do quite well by simply revamping established designs. K.S.N. Industries of Israel, perhaps best known for its Browning Hi Power and Colt M1911 clones, has recently extended its line with the Golan, a close copy of the Yugoslavian Zastava CZ99 (February 1991, p. 50), itself a modified version of the SIG-Sauer P226.

Though the Golan lacks the CZ99's loaded chamber indicator and has a shorter slide and barrel, different grips, and other minor cosmetic variations from the CZ99, it is virtually identical in internal design, and some parts are interchangeable between the two. This is to be expected, as K.S.N. became licensed to produce the CZ99 after it was discontinued by Zastava a few years ago.

The Golan is a double-action, high-capacity semi-auto featuring a forged slide, forged aluminum frame, ambidextrous



The Israeli-made Golan employs the same basic design as the Yugoslavian CZ99, and offers many of that gun's features, such as ambidextrous cocking levers, an ambidextrous magazine catch and factory-installed night sights, but in a shorter package.



decocker and magazine catch. Golans sold outside the U.S. come with a double-column magazine holding 15 rounds of 9x19 mm ammunition or 11 rounds via a plastic block that occupies the lower 1" of the magazine body.

Barrel locking and unlocking are pure SIG-Sauer. Angled cam surfaces on both

the trigger lever forward. A finger on the lever engages a notch on the hammer, rotating that part rearward against spring tension and then releasing it when the lever is cammed downward out of engagement with the notch. Upon firing the slide recoils rearward and cocks the hammer, which is retained by the sear.

In the single-action mode, the trigger lever activates the stamped-steel firing

**To disassemble the unloaded pistol, lock the slide rearward by pushing up on either of the decocking levers (1.). Rotate the barrel link 90° clockwise.**

### GOLAN 9 mm PISTOL

**MANUFACTURER:** K.S.N. Industries, Dept. AR, Kfar Sabba, Israel

**IMPORTER:** J.O. Arms, Inc., Dept. AR, 5709 Hartsdale, Houston, TX 77036

**MECHANISM TYPE:** recoil-operated, semi-automatic pistol

**CALIBER:** 9x19 mm (tested), .40 S&W

**OVERALL LENGTH:** 7<sup>1</sup>/<sub>16</sub>"

**BARREL LENGTH:** 3.9"

**WEIGHT:** 29 ozs.

**WIDTH:** 1<sup>1</sup>/<sub>16</sub>"

**HEIGHT:** 5<sup>5</sup>/<sub>16</sub>"

**MAGAZINE CAPACITY:** 10

**TRIGGER:** 12<sup>1</sup>/<sub>2</sub> lbs. double-action pull;

5<sup>1</sup>/<sub>4</sub> lbs. single-action pull

**SIGHTS:** three-dot tritium luminous, drift-adjustable for windage

**ACCESSORIES:** black plastic case, combination cleaning rod/screwdriver, chamber brush and extra magazine

**PRICE:** \$649.50 (9x19 mm), \$684.50 (.40 S&W)



the barrel and a steel frame insert raise the barrel when the slide and barrel go into battery, locking a shoulder on the squared-off chamber against the front of the ejection port. These cams also unlock the barrel from the slide upon firing.

The Golan's trigger function also has SIG-Sauer bloodlines. In the double-action mode, pulling the trigger draws





Disassembly of the Golan continues with the release of the slide by depressing the decocking lever and pulling it, along with the barrel and recoil springs, forward off the frame. The barrel, recoil spring and its guide can then be removed from the slide.



lever, which trips the sear and allows the hammer to fall. The disconnect function is mediated by an upward-projecting tab on the trigger lever which, during slide recoil, is cammed downward out of a semicircular cutout under the right-hand slide rail, disengaging the trigger lever from the firing lever. Return of the slide to battery again aligns the cutout with the tab; releasing the trigger allows the trigger lever to reconnect with the firing lever.

The Golan's firing pin block consists of a spring-loaded plunger that prevents full firing pin movement unless depressed by a projection on the firing lever, which in turn



A tab on the trigger lever engages a recess in the underside of the slide (arrows) to disconnect it from the firing lever during slide cycling. Trigger must be released for trigger lever to re-engage. Note firing pin block plunger in the underside of the slide.

is activated only when the trigger is pulled.

Like many current double-action autos, the Golan eschews a safety lever in favor of a decocking system. Depressing either of the ambidextrous decocking levers trips the sear and drops the hammer, which falls short of hitting the firing pin. Since the decocking levers do not engage the firing lever, the firing pin stays blocked. A round in the chamber can be subsequently fired by a double-action trigger pull.

While the SIG-Sauer extractor is a heavy spring-loaded claw, both the Golan and CZ99 use a spring-steel piece retained by a crosspin that also retains the firing pin. A stamped-steel ejector is pinned to the inside left wall of the frame.

Magazine retention is by a pivoting spring-loaded plate in the mag well just behind the trigger. The upper lip of the plate engages a cutout in the magazine body; the lower part rests between the beveled faces of the ambidextrous magazine catch. Depressing the catch from either side rotates the lip out of engagement with the magazine cutout. Disassembly follows basic SIG procedure. Ensure that the pistol is unloaded. Draw the slide fully to the rear and activate the slide stop by lifting up on either of the decocking levers. Rotate the barrel link 90° clockwise. Release the slide stop by depressing either decocking lever and draw the slide, barrel and recoil spring assembly forward off the frame. The recoil spring, its guide and the barrel may then be removed from the slide. No further disassembly is required for normal maintenance. Reassembly is in the reverse order.

As on the CZ99, the three-dot, self-luminous fixed sights are visible from both the rear and overhead, allowing rough sight alignment even in a hip-shooting stance. We found the luminous sights too faint for any but the darkest conditions.


The Golan was fired for accuracy with the results in the accompanying table, and function-fired with Black Hills, Federal, Hornady, PMC, Remington and Speer ammunition. During some 200 test-fire rounds, there were a few occasions when the pistol was fired from a loose hold and the slide failed to return completely into battery. Also, the slide infrequently locked open on the ninth shot of a 10-round magazine, and the lips to one of the two supplied magazines became spread and failed

to retain loaded rounds. Our Golan felt and handled very much like both the SIG Sauer P226 and the CZ99 we've reviewed in the past—somewhat top-heavy, but very controllable. The grip was comfortable and had little of the boxy feel common to high-capacity pistols. Though utilitarian in

## ACCURACY RESULTS

9x19 mm Cartridge	Vel. @15' (f.p.s.)	Smallest (ins.)	Largest (ins.)	Average (ins.)
Black Hills 124-gr. JHP	1086 Avg. 37 Sd	2.78	3.19	2.88
Rem. R9MM8 147-gr. JHP	970 Avg. 20 Sd	1.90	3.00	2.57
Speer 53615 115-gr. TMJ	1127 Avg. 14 Sd	2.16	3.76	3.15
Average Extreme Spread				2.87

Five consecutive 5-shot groups from 25 yds., fired from Ransom Rest. Abbreviations: Sd (standard deviation), JHP (jacketed hollow-point), Rem. (Remington), TMJ (Total Metal Jacket)



Golans sold in the U.S. have 10-round box magazine that employs a solid plastic block that constitutes the lower 1" of the unit's body.

appearance, with its matte-black slide, textured black-anodized frame, and black checkered grips, the Golan is well-made and robust, with several desirable features.

Judged useful was the bilaterality of the Golan's decocking levers and magazine catch, as was the combination of both decocking and slide-lock features in one set of controls. On the negative side, it had a long, somewhat heavy double-action trigger pull that became noticeably heavier during the latter portion of its travel.

Though neither the Zastava CZ99 nor the K.S.N. Golan will ever win a handgun beauty contest, the new Israeli-made import offers the virtues of the SIG-Sauer design in a smaller package—and at considerably less cost.

NRP



The night sights are visible from both the normal rear position and from overhead.

## HERITAGE STEALTH PISTOL


**G**AS-RETARDED blowback operation has been used at least since the German VG1-5 rifle that appeared at the end of World War II, but never has been able to make much headway against gas operation in rifles and shotguns or recoil operation in pistols.

The one notable exception has been the Heckler & Koch P7, and that gun has become so expensive it isn't seen much these days. The Steyr GB was an even less-successful gas-retarded pistol design.

The type offers one big advantage; it allows the designer to use a fixed barrel, much simplifying the fitting required in manufacture. A plastic-framed gun becomes even simpler with



Heritage, best known for its inexpensive .22 revolvers, is now offering the 9 mm Stealth, a pistol that combines a polymer frame with gas-retarded blowback operation, seldom seen in guns of this type.



barrel proper and what the maker styles the barrel support. The latter part performs two functions. It extends down into the frame to locate the barrel as well as the magazine safety.

Second, it is bored at the front to form the cylinder of the gas retarding system. There is a hole in the barrel itself just in front of the chamber that opens into the cylinder. On firing, gas bleeds out

the hole into the cylinder. A seven-ringed piston pinned at the front of the slide is retarded in its rearward movement by the expanding gas.

This slows down the slide enough to keep it almost closed during the instant of peak pressure. Gas pressure quickly drops, allowing the slide to recoil fully, ejecting the spent case. The cylinder can be cleaned from the front of the frame using a .30 cal. brush.

The trigger system is vaguely Glock-like, though without the Austrian gun's pivoting trigger safety lever. As the slide closes, the tail of the firing pin housing engages the rear of the trigger bar, preloading the fir-



**Recoil was sharp with the lightweight Stealth, but hardly painful. The plastic frame proved to be a good insulator as we didn't notice heat on the trigger finger.**

this system, since the need for a steel camming insert is eliminated.

Still, it took a while for a manufacturer to put a plastic frame together with a retarded blowback system. The combination has arrived, however, in the Heritage Stealth, a compact 9 mm from Heritage Mfg. Co., a firm heretofore better known for inexpensive .22 single-action revolvers.


The Stealth is unusually compact for a 10-round 9 mm, though its height is increased by a rather large finger rest on the magazine base. The magazine box itself is steel, provided by Italian maker MEC-Gar, but otherwise the frame is all injection-molded plastic, with the exception of the required metal serial number plate in front of the trigger guard. The guard is rather small and its front is recurved in a style that seems a bit passe these days.

The barrel is made in two parts—the

### ACCURACY RESULTS

9 mm Parabellum Cartridge	Vel. @15' (f.p.s.)	Smallest (ins.)	Largest (ins.)	Average (ins.)
Hornady No. 9020 90-gr. JHP	1321 Avg. 11 Sd	1.52	3.17	2.66
Uzi No. 9-18B 90-gr. JHP	1203 Avg. 48 Sd	1.77	2.73	2.31
Average Extreme Spread				2.48

Five consecutive 5-shot groups from 25 yds., fired from sandbags. Abbreviations: Sd (standard deviation), JHP (jacketed hollow-point)



The rear of the Stealth's firing pin protrudes through the striker plug at the rear of the slide and gives visual and tactile evidence of whether or not it is cocked.

## HERITAGE STEALTH

**MANUFACTURER:** Heritage Mfg., Inc., Dept. AR, 4600 N.W. 135th St., Opa-Locka, FL 33054

**MECHANISM TYPE:** gas-retarded blow-back-operated semi-automatic pistol

**CALIBER:** 9 mm Parabellum

**OVERALL LENGTH:** 6¼"

**BARREL LENGTH:** 3⅞"

**WEIGHT:** 21 ozs.

**WIDTH:** 1⅜"

**HEIGHT:** 5⅞"

**MAGAZINE CAPACITY:** 10

**TRIGGER:** 7 lbs. pull

**RIFLING:** six-groove, 1:10" RH twist

**SIGHTS:** three-dot with rear drift-adjustable for windage

**PRICE:** \$299

ing pin spring. The rear of the firing pin protrudes through the striker plug at the rear of the slide to provide visual and tactile evidence the pistol is cocked.

When the trigger is pulled, the trigger bar pushes the firing pin assembly rearward, then drops to release it for firing. A cam surface in the bottom of the slide holds the bar until the slide has almost returned to battery before letting it up into the path of the firing pin housing.

This system does not allow repeated snapping on a dud round; a misfire must be cleared by retracting and releasing the slide before firing can resume.

In place of the Glock-style safety is a magazine safety whose lever tilts to block trigger movement as the magazine is removed and a trigger-blocking bilateral

with the matte black plastic frame. The sights are the three-dot style, though with vertical lines rather than dots. The rear sight is drift-adjustable for windage.

Disassembly is a bit unusual. We found the easiest way to ensure the magazine was empty, then retract the slide to lock it back (there is no external slide stop). Then remove the magazine and firmly depress the two slide disconnect buttons at the rear of the frame.

Allow the slide to move forward about 3/8" while holding the buttons in and then lift up on the slide rear, Walther-style. The slide then is free to move



The Stealth's slide features an integral flat rib that assists in quick sight alignment. Rear sight is drift-adjustable for windage.

the barrel support. Continue to depress the slide disconnect buttons as the slide is returned to position.

The Stealth was fired for accuracy with results shown in the accompanying table, and function-fired with Black Hills, Hornady, MagTech and Winchester ammunition. The only failure we experienced was a stuck slide stop that prevented the slide from moving forward on the top round of a fresh magazine.

This was pressed down manually through the ejection port, allowing the slide to move forward. The problem didn't recur during the remainder of our firing.


We found that the Stealth, while quite satisfactorily accurate with 90-gr. bullets, didn't take well at all to heavier projectiles, with accuracy deteriorating as bullet weight went up. This is one for the light slugs.

Recoil is sharper than that of other compact 9 mms like the Glock 26, but is hardly painful. The plastic frame is apparently a good insulator, because we didn't notice the heat on the trigger finger that is part of the HK P7 experience.

Sometimes the perceived imperative for bilateral safety levers has unfortunate results, and the Stealth is a case in point. We found the safety lever position under the trigger finger distracting, and wondered whether a pistol of this type really needs a trigger-blocking safety. We suspect it was added as an afterthought for political/legal reasons.

Some very large-handed users may find that there is little clearance for their fingers between the trigger blade and the inside front of the trigger guard. A bigger guard would have been more practical for such shooters, though the current one is well-proportioned.

We liked the Heritage Stealth better than we anticipated, given its low price, and think it offers good value for the economy-minded defensive user.



The trigger system is vaguely Glock-like, without the pivoting safety. The Stealth has bilateral manual safeties just behind the trigger and a magazine disconnect safety.

forward and off the frame. To remove the firing pin assembly, use a coin to rotate the striker plug 90°. The plug, pin, housing and spring then can be removed from the slide.

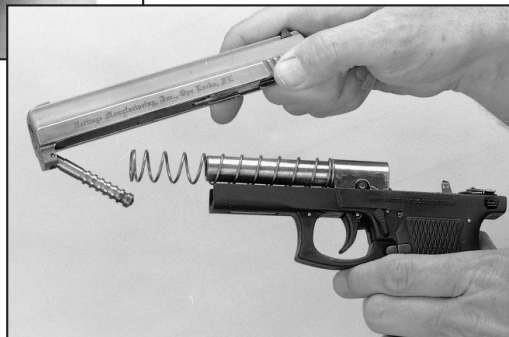
When reassembling, start with the piston dangling a bit to help mate it with the cylinder in



manual safety. Magazine safeties are disdained by experts who point out that they prevent firing during a reload, but are beloved of householders who like the idea of storing gun and magazine separately.

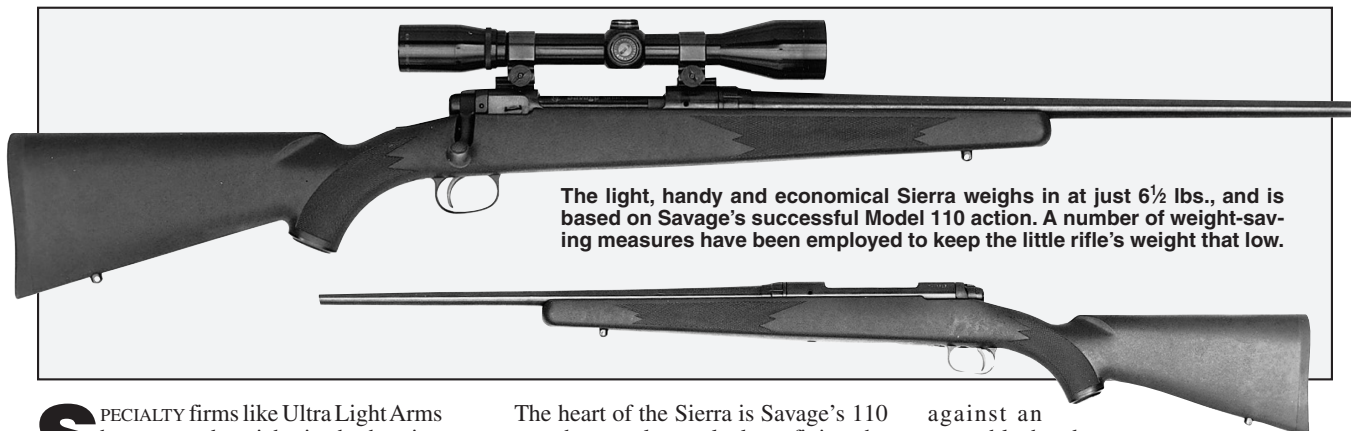
The magazine is forcibly ejected from the frame when its steel catch is depressed. The magazine box has catch slots on either side, suggesting to us that some provision might be made for reversing the catch, but the instructions don't mention the subject and we could identify no easy method for making the switch.

The slide is stainless steel that contrasts



Disassembly of the unloaded Stealth begins by retracting the slide and locking it back. Then depress the two slide disconnect buttons (top l.). Allow the slide to move forward, lift up on its rear Walther-style and then allow it to move forward.

## SAVAGE 110FM SIERRA RIFLE



The light, handy and economical Sierra weighs in at just 6½ lbs., and is based on Savage's successful Model 110 action. A number of weight-saving measures have been employed to keep the little rifle's weight that low.

**S**PECIALTY firms like Ultra Light Arms have carved a niche in the hunting market for lightweight rifles that deliver exceptional accuracy, but don't become burdensome while carrying them afield. While many larger makers offer lighter weight rifles, seldom do production guns drop below the 7 lb. mark. Though Savage's new entrant in this class, the Model 110FM Sierra, won't be winning any beauty prizes, it is a light and economical rifle that weighs in at a mere 6½ lbs.

The Sierra's matte black graphite/fiberglass filled stock is hollowed below the barrel and even the trigger guard and magazine follower are of plastic to keep the weight down. The grip and fore-end have molded-in checkering in a borderless 18 lines-per-inch pattern. A rubber recoil pad and quick-detachable sling swivel studs are supplied. The grip cap is of black plastic and has a silver-tone Savage medallion.

The heart of the Sierra is Savage's 110 system that employs a locknut fixing the recoil lug between itself and the receiver. The barrel is finish-chambered before assembly and turned into the receiver

against an assembly headspace gauge before being fixed by the locknut.

The 110's 20-piece bolt, including separate handle and bolt head, is also designed for ease of manufacture. The bolt has a baffle behind its bolt head that plugs the entrance to the breech as the bolt is closed, directing gases from a possible failed case

### SAVAGE 110FM RIFLE

**MANUFACTURER:** Savage Arms, Dept. AR, Springdale Rd., Westfield, MA 01085

**MECHANISM TYPE:** bolt-action rifle

**CALIBER:** .243 Win., .270 Win., .308 Win. (tested), .30-'06.

**OVERALL LENGTH:** 41½"

**BARREL LENGTH:** 20"

**WEIGHT:** 6 lbs., 8 ozs.

**RIFLING:** 6-groove; 1:10" RH twist

**TRIGGER:** single-stage, 5¼ lbs. pull

**SIGHTS:** none

**STOCK:** black synthetic; length of pull, 13¼"; drop at heel, 2¼"; drop at comb, 1⅞"

**PRICE:** \$409



The synthetic stock has no magazine floorplate and has been hollowed out in non-critical areas to lessen the rifle's weight.



The Model 110 action is the heart of the Sierra. It employs a locknut that secures the recoil lug between it and the receiver.

All exterior metal parts are blue and the bolt on our sample wore the Savage name, logo and model on its body in gold. No sights are supplied, but the 110FM is drilled and tapped for scope mounts. The 110FM's slim 20" blued tube has a six-groove 1:10" RH twist and tapers from 1.03" just ahead of the locknut to .55" at the muzzle.

out relief holes on either side of the receiver ring. It is also the location of a Husqvarna-style guide rib that engages a keyway in the receiver's right side.

The tang-mounted safety is behind the cocking piece and, in its rearmost position, locks the trigger and bolt. A red dot on the rear is revealed when the button is pressed forward to the "off" position.

The Model 110FM, fitted with a 6X Burris Signature on Weaver mounts, was fired for accuracy, with results shown in the accompanying table, and function-fired with Federal, Samson and Winchester ammunition. There were no failures of any kind.


The lightweight Model 110FM Sierra will appeal to those who have to carry their rifle afield for long distances. The low price and acceptable accuracy will make them want to take a closer look.



### ACCURACY RESULTS

.308 Win. Cartridge	Vel. @15' (f.p.s.)	Smallest (ins.)	Largest (ins.)	Average (ins.)
Federal 168-gr. HPBT Match	2568 Avg. 10 Sd	1.14	2.34	1.95
Samson 180-gr. SPBT	2639 Avg. 10 Sd	2.22	2.97	2.40
Win. No. S308 150-gr. STBT	2863 Avg. 13 Sd	1.75	3.80	2.72
Average Extreme Spread				2.36
Five Consecutive 5-Shot Groups at 100 Yds. Fired From Sandbags. Abbreviations: Sd (standard deviation), HPBT (hollow-point boattail), SPBT (soft-point boattail), STBT (Silver-Tip boattail)				

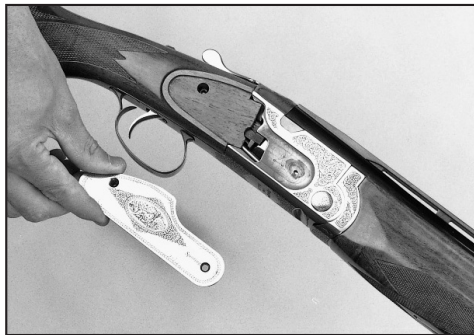
## REMINGTON 396 SPORTING



The 396 Sporting is a follow-up to the maker's Peerless, and it is designed specifically with sporting clays shooters in mind.

**R**EMINGTON'S 1993 entry into the over-under shotgun market, the Peerless, has enjoyed considerable acceptance from hunters. Now Remington has brought out a new version designed to appeal to sporting clays enthusiasts.

The 396 Sporting has much in common with its Peerless predecessor. In fact, the Sporting's action design is identical to that of the Peerless (September 1994, p. 52) with barrels silver soldered into a monobloc having slightly angled projecting lugs that are engaged by a Perazzi-style locking bolt. Also retained are the Peerless' safety, which is user-switchable from factory-set automatic operation to either manual or locked-




Removable false sideplates are included on Remington's Sporting 396 and they feature fairly intricate pattern embellishment.

Furthermore, while the Peerless exhibits some rather sparse impressed engraving on the false sideplates, the 396 has a more intricate pattern that embellishes not only the sideplates but much of the sides of the action body and the trunnion heads. Additional flourishes are added on the top of the receiver just forward of the top lever, the underside of the action body and the trigger guard.

The Model 396 Sporting also exhibits some minor stock variations from its predecessor. The 396 offers more highly figured wood and a slightly different checkering pattern on fore-end and wrist, as well as a bilateral palm swell. The Sporting's butt-

stock also features a solid rubber buttpad rather than the Peerless' vented unit, and displays a pronounced narrow lip that follows the sideplate profile. Additionally, the new gun's fore-end is wider, with a modified gripping contour.

The 396 offers functional distinctions as well, the most salient of which is the gun's barrel porting scheme. Ten .135"-diameter round ports, arranged in two staggered rows of five, are located on both sides of the upper and lower barrels just lateral to the ribs. The ports start about 3" back of the muzzle, preventing interference with the choke tubes, which protrude slightly over 2" into the barrels. The



The barrels are silver soldered into a monobloc that has slightly angled lugs that are engaged by a Perazzi-style bolt.

out status, as well as the earlier gun's automatic ejectors, which can easily be converted to extractor operation. The tang-mounted safety piece, when in the rearward, "safe" position, is moved laterally to select the first-firing barrel.

Also carried over are the Peerless' distinctive styling features, including the gold-plated trigger, downswept trigger guard and false sideplates.

Cosmetic changes are evident on the 396, however. For example, the blued finish of the Peerless' receiver has been replaced with a polished gray nitrided coloring, giving the Sporting a two-tone effect.

Like the Peerless, the Sporting 396 has automatic ejectors easily converted by the user to extractor-only operation.



### REMINGTON 396

**MANUFACTURER:** Remington Arms Co., Dept. AR, Box 700, Madison, NC 27025

**MECHANISM TYPE:** over-under shotgun

**GAUGE:** 12, 3" chambers

**OVERALL LENGTH:** 45½"

**BARREL LENGTH:** 28" (tested), 30"

**WEIGHT:** 8 lbs 1 oz.

**TRIGGER:** single selective, 5 lbs. pull both barrels

**SIGHTS:** white bead front, ivory-colored midbead

**STOCK:** American walnut, 14<sup>3</sup>/<sub>16</sub>" pull; drop at heel, 2"; drop at comb, 1½"

**ACCESSORIES:** hex key, stock key, choke tubes, spanner

**PRICE:** \$2,659

Sporting's interchangeable Rem Chokes—provided in skeet, improved skeet, improved cylinder and modified constrictions—are specially designed for sporting clays use. Instead of fitting flush with the muzzle, as on the Peerless, a knurled section protrudes some .435" beyond the barrel to allow easy manipulation with the fingers.

# DOPE BAG

The ends of the tubes are also slotted for company's choke tube spanner.

The Sporting's 28"- and 30"-barrels also differ from those of the Peerless in offering lengthened forcing cones and a 10 mm-wide parallel serrated rib with a .128" white plastic front bead and .080" ivory-colored middle bead, replacing the Peerless' 8 mm rib. The 396's rib is not free floating.

In spite of these concessions to sporting clays enthusiasts, a number of features expected by such shooters are notable in their absence. While many scattergun manufacturers are offering recoil-reducing back-bored barrels as a matter of course on both field and competition guns, Remington has opted for bore dimensions that are, if anything, rather tight. The upper and lower barrels on our sample gun measured .726" and .727", respectively—smaller than the 12-ga. standard .729". Moreover, the gun's light barrel contour precludes back-boring, and a warning to this effect appears on the right side of the monobloc.



The tang-mounted barrel selector is behind the top-lever. The gun's triggers, both a crisp 5 lbs., were a pleasant surprise.

Also missing is the hard-top buttpad that is virtually *de rigueur* on sporting clays guns, and which keeps the sticky rubber of the pad from catching on the shooting vest while mounting the gun. Of perhaps lesser importance is the fact that the Sporting's barrels have solid side ribs, in contrast to the open barrels common to many sporting clays stackbarrels.

The 28"-barreled 396 Sporting we received exhibited considerable figure on both buttstock and fore-end, both of which featured competently executed 22 lines-per-inch checkering in a borderless point pattern. Barrel lockup was tight and precise, and the fore-end lever allowed easy removal of the fore-end from the barrels.

The 396 was patterned with a Winchester Super-Lite target load at 25 yds., and function-fired with Federal, Remington and Winchester target shells. There were no malfunctions of any kind.

The patterns thrown by the bottom barrel seemed to us to be a bit thin, and a few minutes with some calipers revealed why. The inside diameter of the bottom barrel

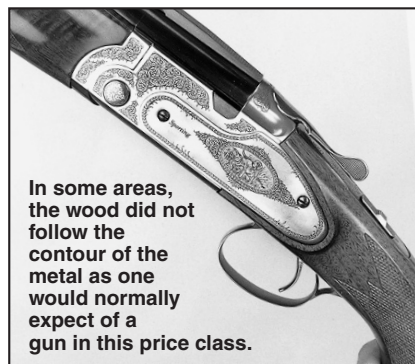
While some thought the Sporting 396's stock made it feel more like a trap gun, others found it comfortable and well designed. The protruding choke tubes (r.) allow for quick changes between stations.



choke tube, marked "Improved Skeet," measured .728" at its narrowest point—actually .001" wider than the bore itself, making the bottom barrel a cylinder bore.

Tested by several shooters on sporting clays, the 396 was thought to balance well, though its 8 lb., 1 oz. heft gave slightly more sluggish handling than lighter guns of the type. However, this weight also made the 396 one of the softer-recoiling 12-ga. guns we've shot recently.

Trigger quality was one of the gun's strong points, with both pulls measuring a crisp and consistent 5 lbs.



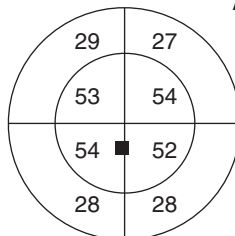
In some areas, the wood did not follow the contour of the metal as one would normally expect of a gun in this price class.

The Sporting's stock design came in for some comments, both positive and negative. Though Remington's published dimensions are 1½" drop at the comb and 2¼" drop at the heel, our sample measured 1½" and 2", respectively. While this relatively straight comb seemed to transmit less recoil to the face, several shooters thought it more appropriate to a trap gun than for sporting clays. Its fuller, "wider radius"

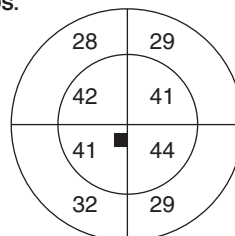


## REMINGTON 396 SPORTING

AVERAGE OF 10 PATTERNS AT 25 YDS.



Improved Cylinder




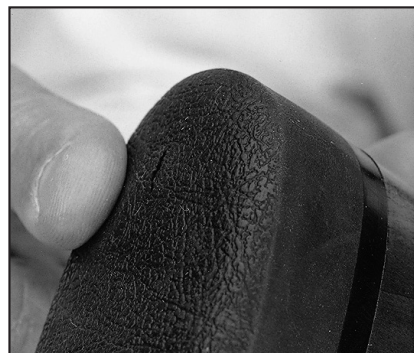
Improved Skeet

■=Point of Hold  
Winchester AA 2¼-1½-8  
Pellet count—490

Total Hits	325 (66%)	Total Hits	286 (58%)
21.2" Inner Circle	213 (43%)	21.2" Inner Circle	168 (34%)
30" Outer Ring	112 (23%)	30" Outer Ring	118 (24%)

comb also generated mixed reviews; lean-faced shooters found it comfortable, but those with fleshier features didn't.

Although Remington deserves kudos for adding to the short list of American-made sporting clays guns, it is questionable whether the Sporting's particular functional and esthetic touches justify a \$2,659 price tag—more than double the price of the Peerless. Amenities such as back-bored barrels and a non-stick buttpad may have to appear on the Sporting's list of standard features for the gun to win full acceptance from the clays fraternity—and to be competitive with other shotguns in its price range. 



The Sporting 396's thick recoil pad, in addition to its 8-lb., 1-oz. heft, made the shotgun soft-recoiling and a pleasure to shoot.

## WEAVER T-36 TARGET SCOPE

**C**OMPETITIVE riflemen and varmint shooters of a certain age sometimes wax nostalgic over original Weaver T-series target scopes, which were prized for their accurate adjustments and mechanical durability. The Ts and other Weaver optics disappeared from the market, except as used items, after a cascade of corporate convulsions closed the company. Now Weaver is up and running again as a division of Blount, Inc., and new, updated versions of the T-scopes have been introduced in 10X, 24X and 36X models. Unlike the original U.S.-made Ts, they are manufactured in Japan to Weaver specifications.

A key feature of all the new Weaver T-series is the "Micro-Trac" elevation and windage adjustment system, in which four extra-hard carbide ball bearings form opposed contact points for positioning the inverter tube

A lock ring secures the eyepiece focus.

All four Weaver Ts have 1" diameter main tubes, 40 mm objective lenses, 2" diameter objective bells, 1.5" ocular bells, overall length of 15.25" and weight of about 17 ozs. Available reticle styles include fine crosshairs and dots from 1/8 to 1/4 minute. All the T-models have a satin black finish and gold-tone numerals and witness marks.

down or right or left on the adjustment drum.

Optically, our sample T-36 offered a bright, clean image across the entire field. The reticle appeared sharp and well-defined. Distance markings on the objective's focusing scale were accurate—setting a known target distance invariably resulted in a sharp view and freedom from parallax. Even in backlit, glare-prone



Weaver's T-36 target scope weighs about 17 ozs. and is 15.25" long without its screw-in lens shade (adding 4" as shown). Micro-Trac elevation and windage adjustments provide precise control of center of impact.



The target-style drums are adjustable in 1/8 minute intervals. The scales are numbered identically on either side of "zero."

within the outer scope tube. The object is to provide precise, predictable, repeatable elevation and windage adjustments. Other shared features include adjustable objective lenses for sharp focus and freedom from parallax (the near focus limit varies with the specific model); multi-layer lens coating to minimize flare and internal reflections; shockproof, waterproof, fog-proof design; aircraft-grade aluminum-alloy construction; and large, heavily-clicked target-style knobs for elevation and windage. The 36X and 24X scopes have 1/8 minute clicks while 16X and 10X models have 1/4 minute clicks. They are supplied with cylindrical as well as oversized flared adjustment drums to suit user preference, front and rear screw-in lens covers and a 4" long threaded lens shade for the objective.

We field-tested a T-36 with 1/8 minute dot reticle on a Remington Model 700 Varmint rifle chambered for .223 Rem. After zeroing at 100 yds., we fired a five-shot group, added 20 clicks of elevation and 20 of left windage, then fired another five-shot group. We fired three more five-shot groups after scope adjustments of 40 clicks down, 40 clicks right and 40 clicks up, with the last group marking the upper right corner of a square defined by a five-shot group at each corner plus another in the center. A sixth group was fired after a final scope adjustment of 20 clicks down and 20 clicks left to restore the original zero setting. The final group superimposed indistinguishably over the first group, indicating reliable return to zero. Corner groups were separated vertically and horizontally by nearly 6" rather than the expected 5", revealing click values slightly greater than 1/8 minute. Given the symmetry of the groups' square, we deemed the discrepancy insignificant in the real world. On the strength of this showing, we believe the new T-36 exhibits the adjustment integrity of its predecessors. Maximum adjustment range is about  $\pm 20$  minutes of angle.

One aspect of the T-36 adjustment mechanism that did not meet with universal acclaim was the calibration of the elevation and windage drums. Instead of counting up continuously throughout a full turn, each drum presents a 1/2 turn count-up on either side of "0". This means, for example, that a "2" aligned with the central index could represent two minutes up or

conditions, the scope maintained good contrast and was free of annoying internal reflections. Color rendition was essentially neutral, with no noticeable color cast. The optical system appeared free of distortion. Field of view at 100 yds. is 3 ft. Eye relief is 3", give or take a fraction.

Ten-minute immersion in a tub of 110°F water indicated that the T-36 was perfectly sealed. No nitrogen bubbles emerged, and there was no fogging or other sign of moisture infiltration. Overall, the scope impressed us as well made and nicely finished. The objective focusing collar moved smoothly but it required a deliberate effort, making accidental displacement unlikely. Adjustment clicks weren't wimpy, either, and could be heard as well as felt.

The scope's satin black finish was attractive and durable. After several months of use the instrument still had a fresh, new look. It's worth noting that a Weaver T-10 obtained at the same time still looks new and performs splendidly after nearly a year riding atop a Thompson/Center Contender pistol that earns its keep in frequent hunters pistol silhouette competition.

On balance, the Weaver T-36 (and its T-10 sibling) performed impressively and appear easily to meet the exacting demands of competitive shooters in a variety of disciplines. Varminters, too, will find much to like in this new line from Weaver.

Available from: Blount Inc., Sporting Equipment Division, Outers/Weaver Operation, Dept. AR, P.O. Box 39, Onalaska, WI 54650. Price \$843.46. 